

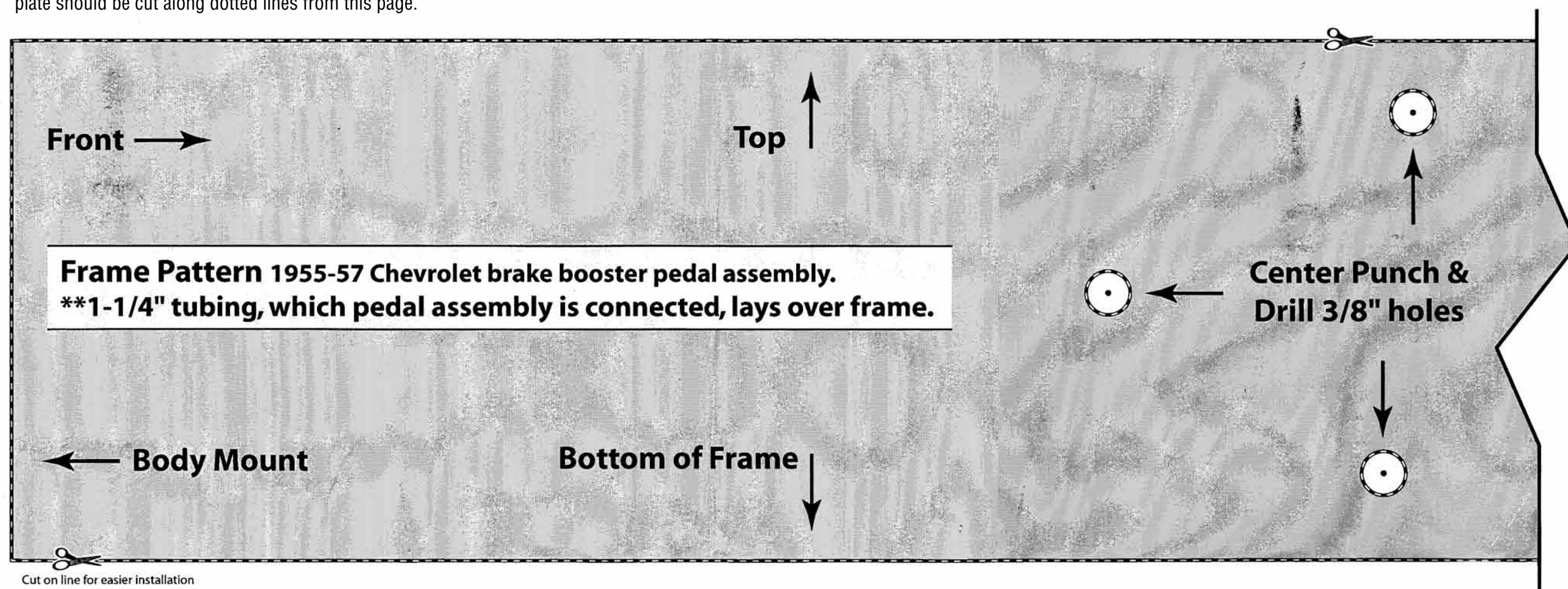



Steering, Brakes and Suspension Specialists

1955-57 Chevrolet Car Booster Assembly Frame Pattern "A" - Part #5557UPB

Please read ALL instructions that accompany this pattern before use.

This pattern is used for proper frame alignment when installing your power brake booster/master cylinder pedal assembly. For ease of installation, template should be cut along dotted lines from this page.





1955-57 Chevrolet Car Booster Assembly Floorboard Pattern "B" - Part #5557UPB

Please read ALL instructions that accompany this pattern before use.


This pattern is used for proper frame alignment when installing your power brake booster/master cylinder pedal assembly. For ease of installation, template should be cut along dotted lines from this page.



Steering, Brakes and Suspension Specialists

714.522.2000 | FAX 714.522.2500 | 378 E. Orangethorpe Ave. | Placentia, CA 92870 | www.classicperform.com

****1-1/4" tubing, which pedal assembly is connected, lays over frame.**



← **Dimmer Switch Hole**

New Brake Hole →



← **Original Kick Panel**

Floor Seam ↓