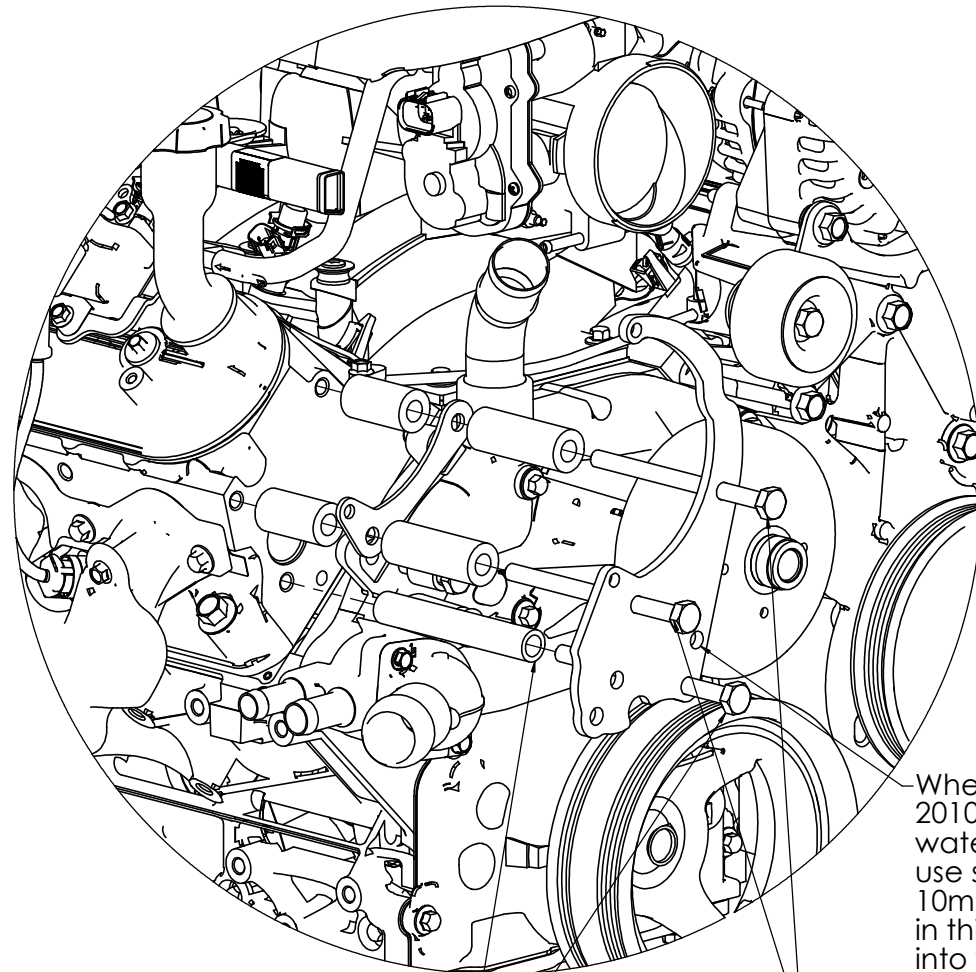


# K10291 Sanden SD7 model 7176 AC Bracket for LS truck engines & LS3 Camaro engines



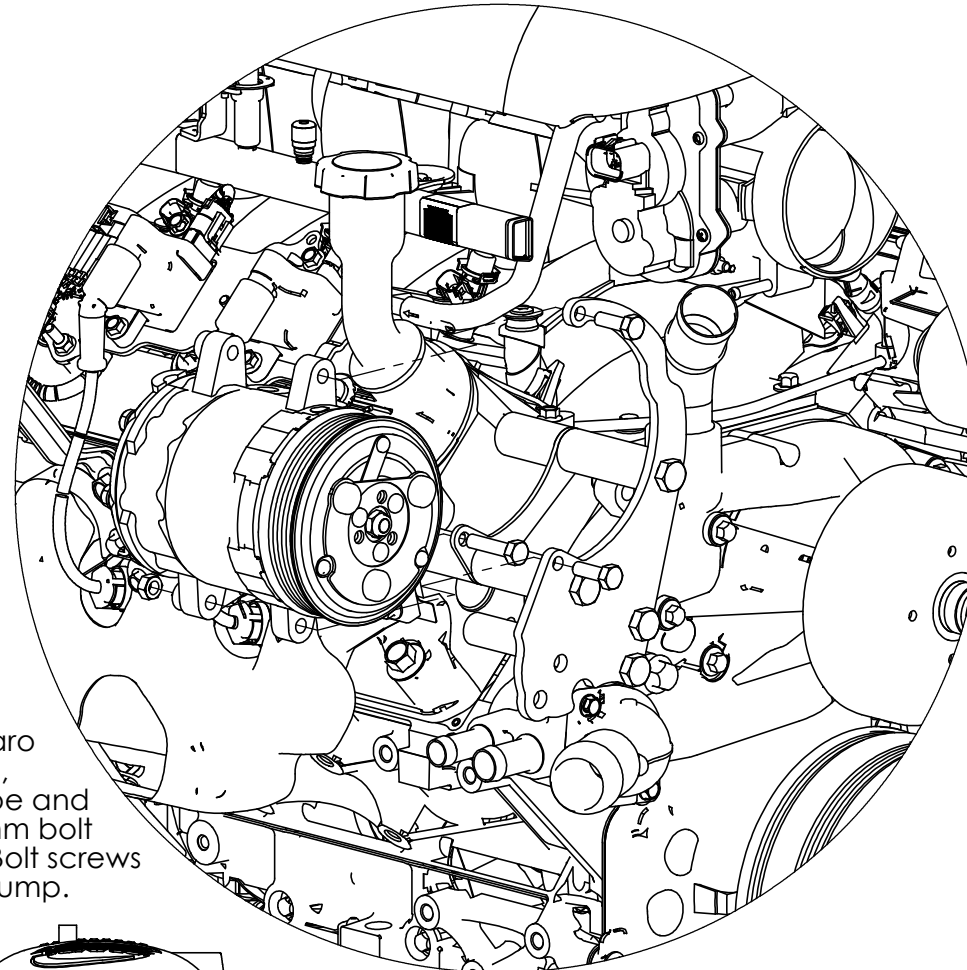
1. Bolt bracket to passenger side head.  
Leave bolts loose.



This tube and 140mm bolt is  
used with truck water pump.  
Do not use with 2010+  
Camaro water pump

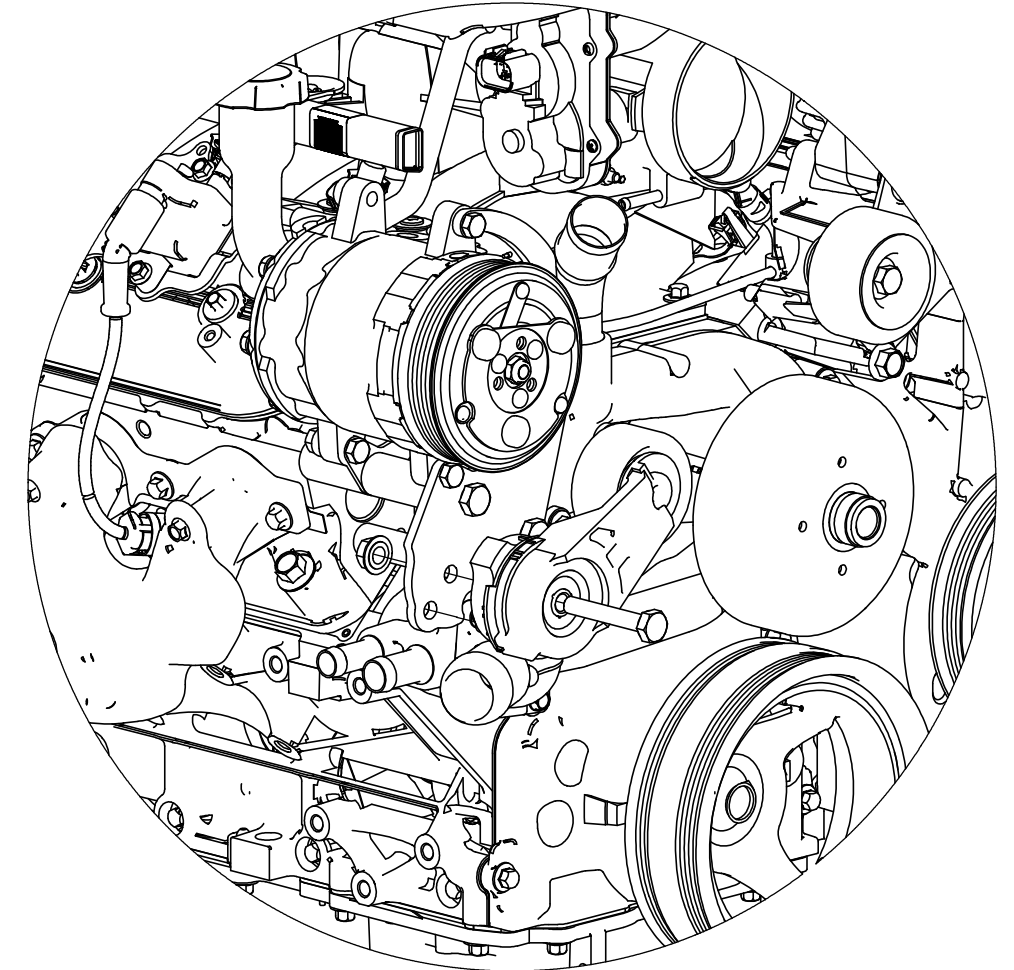
140mm bolts

2. Attach Sanden SD7, model 7176 mini-compressor.  
Do not use Sanden 508 style compressor.  
Tighten 10mm bolts to 25 ft-lbs.  
Tighten 8mm bolts to 15 ft-lbs.



When using  
2010+ Camaro  
water pump,  
use short tube and  
10mm x 40mm bolt  
in this hole. Bolt screws  
into water pump.

3. Attach tensioner with 10mm x65 bolt  
and 10mm nut. Tighten to 25 ft-lbs.

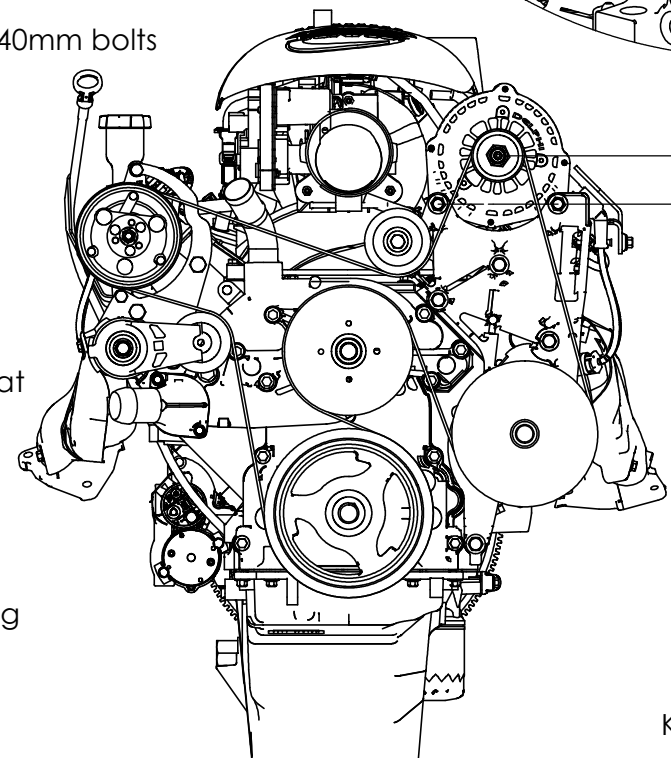


## 4. Install belt (truck engine)

With 130 amp GM truck alternator,  
use Gates K061031  
(103 5/8" long). See dimension 2.19" at  
right.

With 105 amp GM truck alternator,  
use Gates K061020 belt (102 5/8"  
long). See 1.68" dimension at right.

Not shown: With Kwik Performance  
K10168 alternator and power steering  
bracket, and 10206-06 pump, use  
Gates K060886 belt (89-1/8" long).



2.19" (130 amp)  
1.68" (105 amp)

## 4. Install belt (LS3 Camaro engine)

With LS3 Camaro accessories, use  
Gates K060947 (95 1/4" long)

